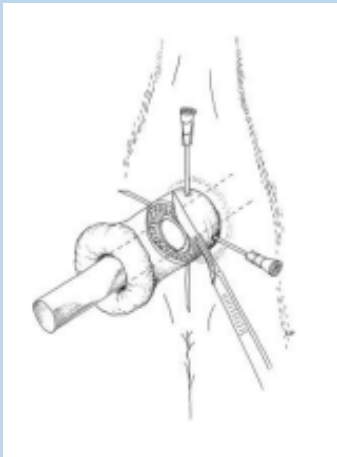


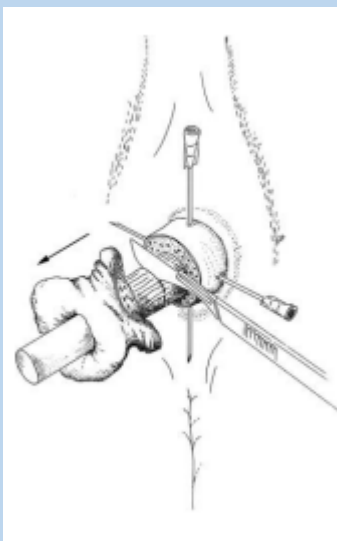
Prolapse Amputation

Stairstep amputation:

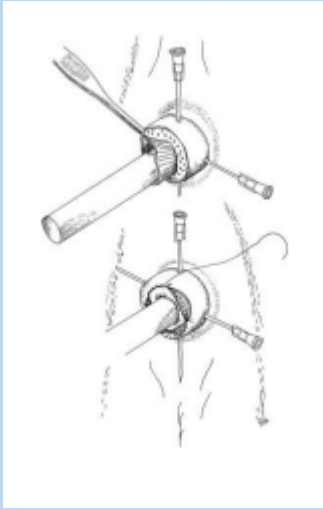
1. Initially put a plastic syringe casing into the lumen of the rectum and insert a cross-pin fixation with two hypodermic needles to stabilise the prolapsed rectum during the suturing procedure
2. Make a circumferential incision cranial to the necrotic area, but do not cut the inner mucosa and inner submucosa



3. Create a stairstep and amputate 3 cm caudal to the initial circumferential incision



4. Use extra tissue (inner mucosal layer) to reduce the tension on the circumferential suture



5. Remove the hypodermic needles and syringe casing and insert a purse string suture